

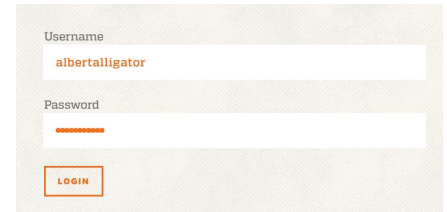
Congratulations on earning a UF Scholarship! Please submit a **“Scholarship Thank You Letter”** to share your appreciation for your scholarship and to update the scholarship donor on your academic journey. Follow these step-by-step directions.

Step 1

Log in to Scholarship Universe

Use your GatorLink and password to log in to Scholarship Universe at <https://ufl.scholarshipuniverse.com>.

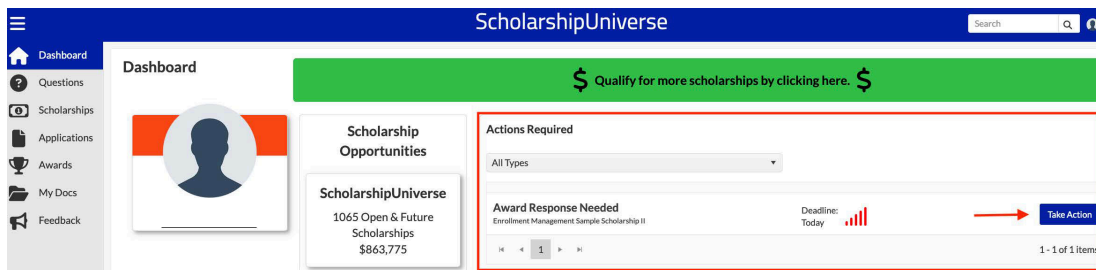
If this is your first time logging in, be sure to review the privacy policy and update your contact details in the platform.



Step 2

Click the “Take Action” button to begin the process.

After log in, you will see an “Actions Required” box (in red below). Click the “Take Action” button to begin.



Step 3

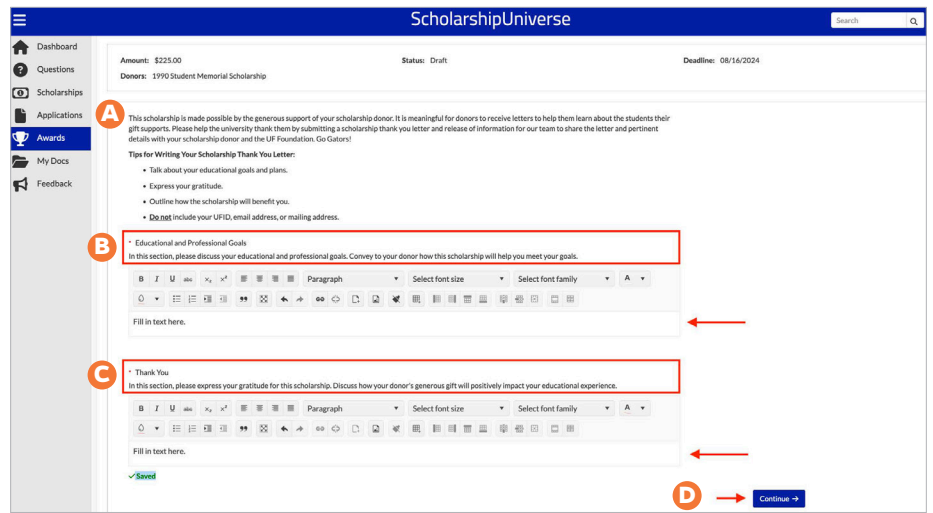
Complete the ‘Thank You’ Section.

A Read the “Tips for Writing Your Scholarship Thank You Letter” section.

B Complete the “Educational and Professional Goals” section.

C Complete the “Thank You” Section.

D Click the “Continue” button.



(Continued on next page)

Step 4

Complete the 'Release of Information' Section.

E Read the "Release of Information Disclaimer" section.

F Submit your response in the text field.

G Click the "Continue" button.

Step 5

Review your Responses and Submit.

H Review your responses.

I Click the "Previous" button to make updates to your responses.

J Click the "Submit" button to submit your scholarship thank you letter and release of information for your scholarship donor and the UF Foundation.

Search For Additional Scholarships

You can use the Scholarships tab on the left side of the screen to view the other scholarships for which you have been matched.



The scholarships with the building icon are awards offered through the University of Florida.



The scholarships with the globe icon are awards offered through private donors.